

## How to switch FWs on S2/S5/A1080

Support main page (mostly Finnish but you can search by key words e.g. "S2"):

<http://www.visualpro.fi/s/tuki>

Instructions direct link:

[http://visualpro.fi/doc/201/How to switch FWs S2-S5-A1050-M3 to C200 and C200 to S2.pdf](http://visualpro.fi/doc/201/How%20to%20switch%20FWs%20S2-S5-A1050-M3%20to%20C200%20and%20C200%20to%20S2.pdf)

Files to be downloaded (220 MB) link:

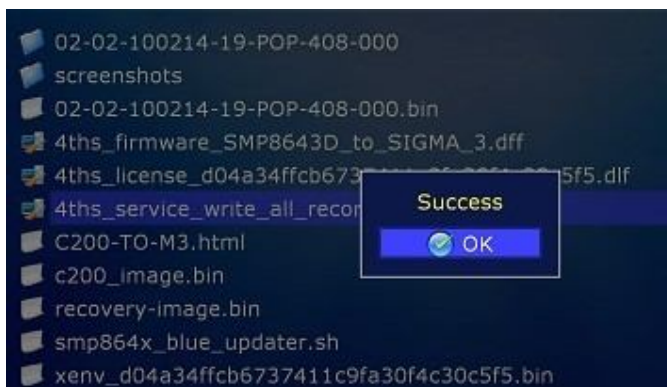
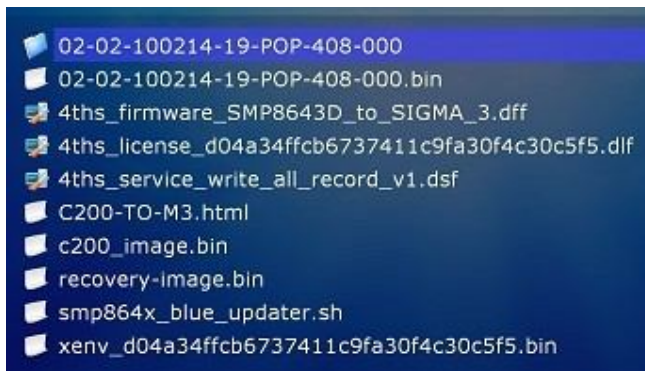
[http://visualpro.fi/doc/202/S2-C200-S2\\_FWchange\\_all.rar](http://visualpro.fi/doc/202/S2-C200-S2_FWchange_all.rar)

### S2 how to upgrade to C200. Please read and follow the instructions carefully.

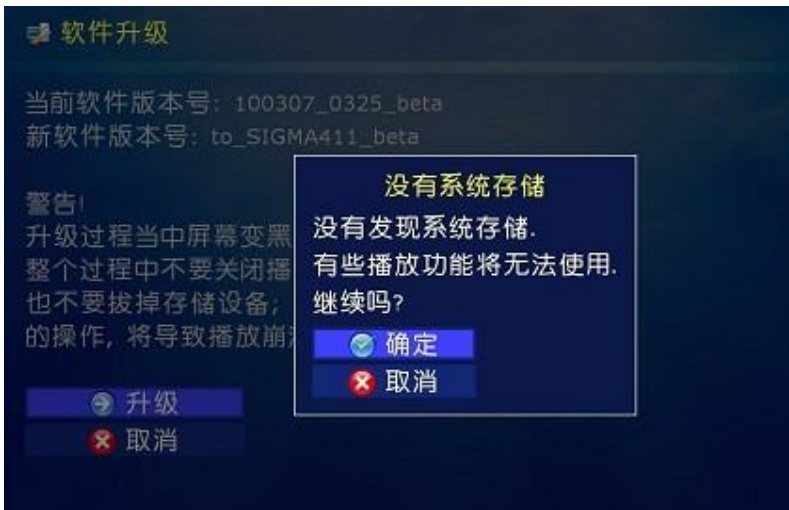
1) Egreat units have BD key inside so no need create CPU files or execute [4ths\\_service\\_write\\_all\\_record\\_v1.dsf](#).

2) Download and unzip all files into USB root (zip about 220 MB so be patience). This package includes also Syabs FW from 5/10 (you can later update if new version available).

U disk file list for reference (not all needed now):



4) upgrade 4ths\_firmware\_SMP8643D\_to\_SIGMA\_3.dif upgrade to SIGMA firmware. This can take several minute. Be patience. If after 5min you are stuck with blu Blu-Ray screen reboot and continue.



5 ) enter SIGMA firmware



Set up and select firmware to upgrade. From USB to upgrade. This can take several minute. Be patience. If after 5min you are stuck with blu Blu-Ray screen reboot



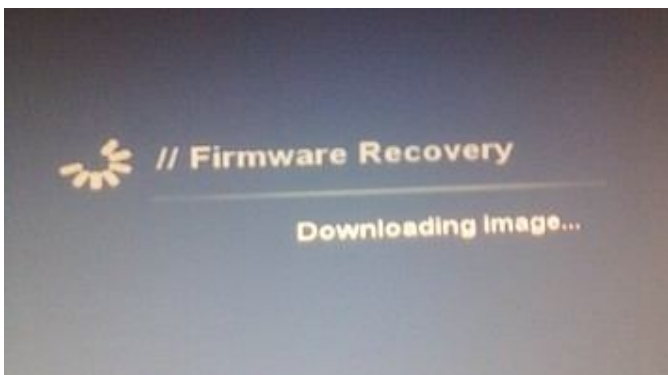
6 ) This can take several minute. Be patience. If after 5min you are stuck with blu Blu-Ray screen reboot ,



7) Then upgrade to C200 the latest firmware version by selecting usbupdate.html



8) Upgrade course will restore old fw so next step you need to update once more.



9) Now upgrade to the latest firmware again by either online or do it manually if you have the latest FW on USB memory. Please ensure official firmware have update and get the message that you could upgrade and then execute upgrade.

**How to switch from C200 back to S2. Please read and follow the instructions carefully.**

1) Run C200-TO-M3.html streamlined firmware upgrade to the S2 by pressing enter on that file (file on root of USB).

2) For latest S2 FW download upgrade from Egreat site or VisualPro e.g.

<http://www.egreatworld.com/en/Download.asp> or

<http://visualpro.fi>

Place at root of USB. Navigate and select by enter to start upgrade.

**Instructions modified with help of Egreat and HDMEI:**

<http://www.hdmei.com/?p=112>

<http://digital8.org/hd-tips-guides/how-flash-eg-s2-m3-c200-firmware-1180.html>

Br, Ilan Tokaazier

VisualPro

[www.visualpro.fi](http://www.visualpro.fi)

Egreat distributor from Finland